

# 重負荷頂針

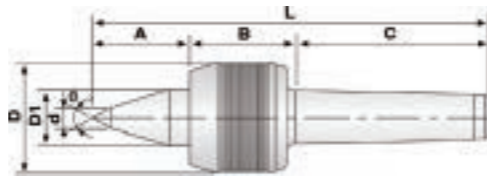
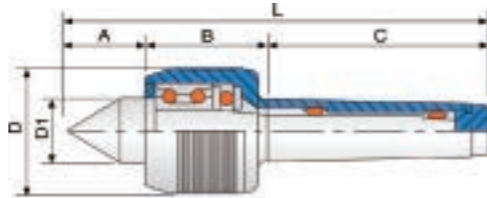
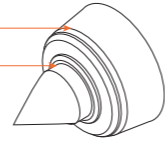
## HEAVY-LOAD TYPE

RPM: 4000 - 6000 MT/MK. 3, 4, 5



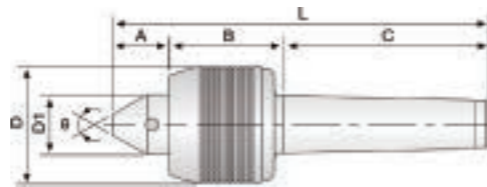
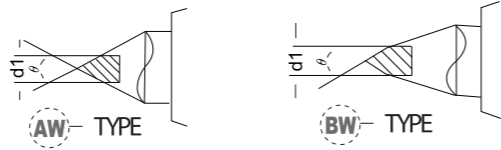
### NCF 型 LIVE CENTER

迷宮式迴轉頂針無油封防水結構  
專利號碼 M553237  
MAZE TYPE, WATERPROOF DESIGNED  
WITHOUT SEAL, PAT. NO. M553237

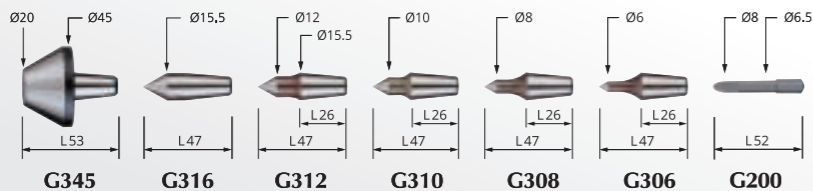



#### 特殊規格 SPECIAL ORDER

錫鋼 WITH CARBIDE TIPPED



### NCFP 型 LIVE CENTER



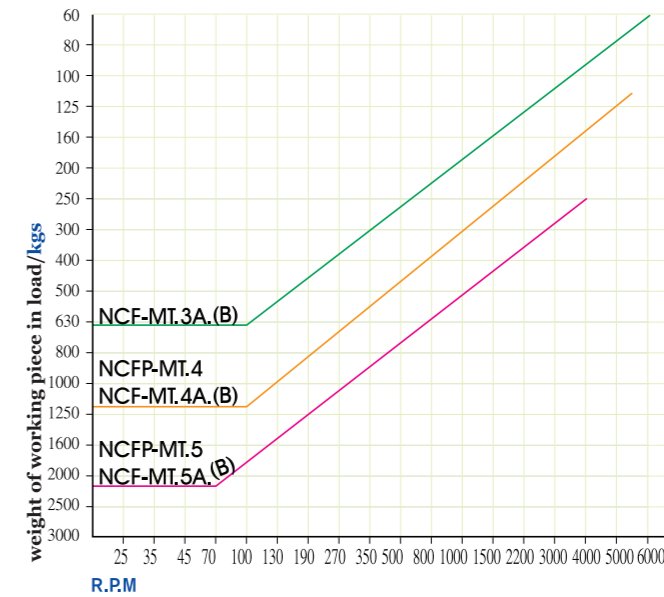
### NCF 型 LIVE CENTER

1. 心軸使用合金工具鋼之材質，經真空熱處理為(HRC60° ± 1°)具高鋼性及耐磨性。
2. 前端使用雙列斜角滾珠軸承及止推軸承中段及後段使用滾針軸承之組合，具防水性。
3. 車床尾座調整壓力建議5~8公斤。

※ NCF-B型；適合小工作物加工使用。

1. The shaft is made of alloy steel and through vacuum heat treatment (HRC 60±1°). It possesses great rigidity and high durability.
2. Front end is fitted with angular contact ball bearing & thrust bearing. Middle & Rear end are fitted with needle bearing, the waterproof is maze type.
3. The tailstock pressure of lathe adjusts to five to eight kilograms. (for reference)

※ NCF-B type: Long nose live centers are suitable for small workpieces.



單位/Unit:mm

ORDER NO.	MORES TAPER MT/MK	A	B	C	D	D1	d	L	d1	Co精度 Accuracy	Max R.P.M	θ	G.W. WEIGHT kgs	包裝尺寸 L x W x H
08020003	NCF-MT.3A	38	50	86	53	30	-	174	12	0.003	6000R.P.M	60°	1.26 kgs	240 x 80 x 65
08020004	NCF-MT.4A	45	60	108	68	30	-	213	12	0.003	5500R.P.M	60°	2.36 kgs	263 x 100 x 90
08020005	NCF-MT.5A	52	70	136	87	40	-	258	18	0.003	4000R.P.M	60°	4.76 kgs	320 x 118 x 110
08020013	NCF-MT.3B	52	50	86	53	30	10	188	12	0.003	6000R.P.M	60°	1.32 kgs	240 x 80 x 65
08020014	NCF-MT.4B	55	60	108	68	30	12	223	12	0.003	5500R.P.M	60°	2.44 kgs	263 x 100 x 90
08020015	NCF-MT.5B	67	70	136	87	40	14	273	18	0.003	4000R.P.M	60°	4.84 kgs	320 x 118 x 110
08020024	NCFP-MT.4	29	64	108	68	30	-	201	-	0.005	5500R.P.M	60°	2.94 kgs	232 x 130 x 90
08020025	NCFP-MT.5	37	70	136	87	40	-	243	-	0.005	4000R.P.M	60°	5.40 kgs	280 x 150 x 100